


Saffire Pager Guide



Alarm calls

When it receives an alarm call your pager will vibrate, bleep, flash a light and scroll the alarm message.

Press the message button  to temporarily silence the bleep (for about 10 s). There is no need to delete the message when prompted.

The alert will repeat until the main alarm has been cancelled.

To review messages

Press  once to display the number of stored messages. Press again to read all messages. To erase all stored messages press  while DELETE? is showing.



A Stanley Security
Solutions Business

Out-of-range

If your pager displays RANGE? It is showing that you are in an area not covered by the paging system. You should move to an area that is covered or make arrangements with a colleague to alert you to an alarm.

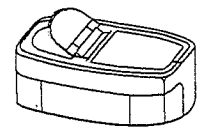
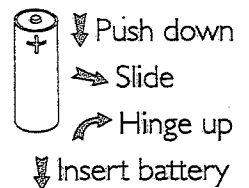
NOTE

For safety reasons, your pager cannot be switched off.

IMPORTANT

The battery must be changed once every month. This will ensure that your pager operates with optimum performance.

If your pager indicates a fault condition please contact the alarm system manager.



STANLEY
Security Solutions

Part number 011790-000